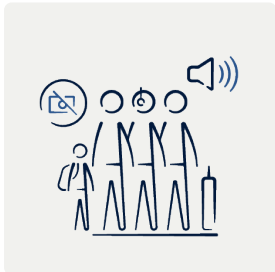


02 Going through security



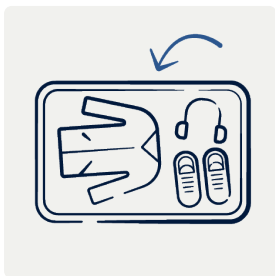
ARRIVING AT SECURITY

- Now that you have checked in, dropped your bag at the bag drop and have your boarding pass, you need to go through security.
- You will see a lot of people in queues as well as hearing loud voices and instructions.
- **You are not allowed to take photographs.**



GETTING READY FOR SECURITY

- Read the signs that explain what to do when going through security and what you are allowed to have in your bag.
- **If you have any liquids, you need to put them in a clear plastic bag which you can get at security.**
- Join the queue and listen to the security staff and do what they say.



PREPARING YOUR BELONGINGS


- You will need to take off your jacket, belt, watch or hat, in some airports.
- If you are wearing headphones, you will need to take these off, too.
- You may have to take your laptop, tablet and any liquids out of your bag and put them in a plastic tray separately.
- You may also have to take off your shoes.
- **Ask the security team if you are not sure what to do.**

02 Going through security (continued)




WALKING THROUGH THE SECURITY GATE

- The tray will move along a belt and through an X-Ray machine.
- The security staff will tell you when to walk through the security gate, or you may have to stand in a scanning machine.
- The security staff may pat you down and ask to search your bag.
- **It's ok to feel nervous, or ask questions.**
- You can ask for a private search if you want to.



AFTER THE SECURITY GATE

- Once you have passed through security, check that you have all of your things and put them back in your bag.
- You can put your jacket, watch, shoes or headphones back on.
- You can go into the departure area.



HEADING TO YOUR DEPARTURE GATE

- Your gate number may be on your boarding pass, or look at the departures board to find out what gate your plane will leave from.
- If there is no gate number, don't worry, it will be updated soon.
- **Keep checking the departure board for updates about your flight. It will tell you when you need to go to the gate.**
- To get to your gate, you may need to walk along a long corridor, ride in a lift or on an escalator, or get on a train or bus.