



















BRITISH AIRWAYS





In-seat power: quick reference guide

Aircraft type	First		Club World		World Traveller Plus		World Traveller	
	Socket	Power	Socket	Power	Socket	Power	Socket	Power
747	EMPOWER 	15 Volt DC	EU USA 	110 Volt AC	EMPOWER 	15 Volt DC	In-seat power not available in World Traveller cabins on 747 fleet	
	*Power adaptors available onboard							
	EU UK USA 	110 Volt AC						

Aircraft type	First	Club World	World Traveller Plus	World Traveller
767	First cabin not available on 767 fleet	EMPOWER 	EMPOWER 	In-seat power not available in World Traveller cabins on 767 fleet
		*Power adaptors available onboard		

Aircraft type	First	Club World	World Traveller Plus	World Traveller
777	EU UK USA 	EU UK USA 	EU UK USA 	EU UK USA 
		OR	OR	OR
		EU USA 	EMPOWER 	In-seat power not available in World Traveller cabins on some 777 aircraft

Aircraft type	First	Club World	World Traveller Plus	World Traveller
787	EU UK USA 	EU UK USA 	EU UK USA 	EU UK USA 

Aircraft type	First	Club World	World Traveller Plus	World Traveller
A380	EU UK USA 	EU UK USA 	EU UK USA 	EU UK USA 

* On selected aircraft we carry a limited amount of adaptors for use by customers flying in First and Club World, available on request from your crew. Some personal electronic devices are not supported, please check inseat power instructions for details.

Customers in World Traveller Plus are advised to bring their own adaptors, and these should be compatible with the empower connection.

Customers travelling on our A318 London City (LCY) to New York (JFK) service are provided with EU, UK and USA plug sockets, with no need for a travel adaptor.



Seats with EMPOWER sockets require a special adapter to convert the power from 15 Volt DC to the voltage required by the electronic device. For customers travelling in our First cabin or Club World cabin on our 767 aircraft, limited number of adaptors may be available to borrow from cabin crew on board, subject to availability. However, Mac users will need to supply their own adaptors.

EU UK USA sockets will accept European, UK and USA plugs without an adapter.

EU USA sockets require a travel adapter for UK plugs.

Where power is available in World Traveller cabins, the sockets are shared in between seats.

Technical details

Currently there are two different systems in use for providing in-seat power on board: direct current (DC) and alternating current (AC) based systems. The facilities available to you will depend on your class of travel and, in some circumstances, the type of aircraft serving your flight. In-seat power is currently not available on our UK Domestic services or most European shorthaul services.

Direct current (DC)-based system

The DC-based system provides 15V and is capable of delivering a maximum 75 Watts of power via an EMPOWER (hypertronics) type connector mounted at the seat. This system requires an adaptor which can be used with any Empower -compatible adaptor. For customers travelling in our First cabin, a limited number of adaptors may be available to borrow onboard from your Cabin Crew subject to availability. However, Mac users will need to supply their own adaptor. Due to losses in efficiency when using an adaptor/inverter the full 75 Watts of power may not be available to power your device. This is dependant on the quality of adaptor/inverter and the power that your device requires.

Alternating current (AC)-based system

This system features a multi-country style pin socket delivering 110V AC. The system can deliver a maximum of 125 Watts. For this system, we recommend that passengers carry a standard mains travel adaptor to allow you to convert to any of the accepted plug formats.

Which aircraft am I flying on?

ba.com offers you three ways of checking which aircraft type you will be flying on:

1. Before you book — simply click on the flight number at any point during your flight search to bring up the flight details including aircraft type.
2. Under "Manage My Booking" — log in to Manage My Booking at any time to check your flight details. Select your flight then select "More Flight Information"
3. Under "Information" — select "arrivals and departures", enter your flight details and select your flight. For safety and damage protection, disconnect laptops and other devices when not in use.